

RIDER TÉCNICO FITZ MADRID®

DJ

01.DJ

1 PIONEER DJM-V10 Mixer Dj
1 PIONEER AQ Mixer Dj
6 PIONEER CDJ3000 Reproductor de CD
1 PIONEER RMX-1000

02.BACKLINE

.FOH

DIGICO SD11
DIGICO MINIRACK

.Iluminación

GRANDMA3 LIGHT

.Video

ABELTON APC40 MKII
RESOLUME ARENA



03.SONIDO

.PA

.Sala Entrada

.Zona VIP

**.Delay Zona VIP
(Entre Planta)**

.Monitores / Side Fill

.Front Fill

.Contra PA

.Delay 2ª Planta

12 LACOUSTICS K3 Recinto activo de 2 vías WST®: (2 x 12" LF + 4" HF)
3 LACOUSTICS KS28 Subgrave de alta potencia (2 x 18")

4 LACOUSTICS X12 Recinto pasivo coaxial de 2 vías (12" LF + 3" HF)
2 LACOUSTICS SB15M Subgrave compacto de alta potencia (1 x 15")
2 LACOUSTICS SB18 Subgrave compacto de alta potencia (1 x 18")

5 LACOUSTICS X12 Recinto pasivo coaxial de 2 vías (12" LF + 3" HF)
3 LACOUSTICS SB18 Subgrave compacto de alta potencia (1 x 18")

2 LACOUSTICS X12 Recinto pasivo coaxial de 2 vías (12" LF + 3" HF)
2 LACOUSTICS SB18 Subgrave compacto de alta potencia (1 x 18")

2 LACOUSTICS A15 WIDE Recinto de 2 vías WST® 300 (15" LF + 2.5" HF)
4 LACOUSTICS SB18 Subgrave compacto de alta potencia

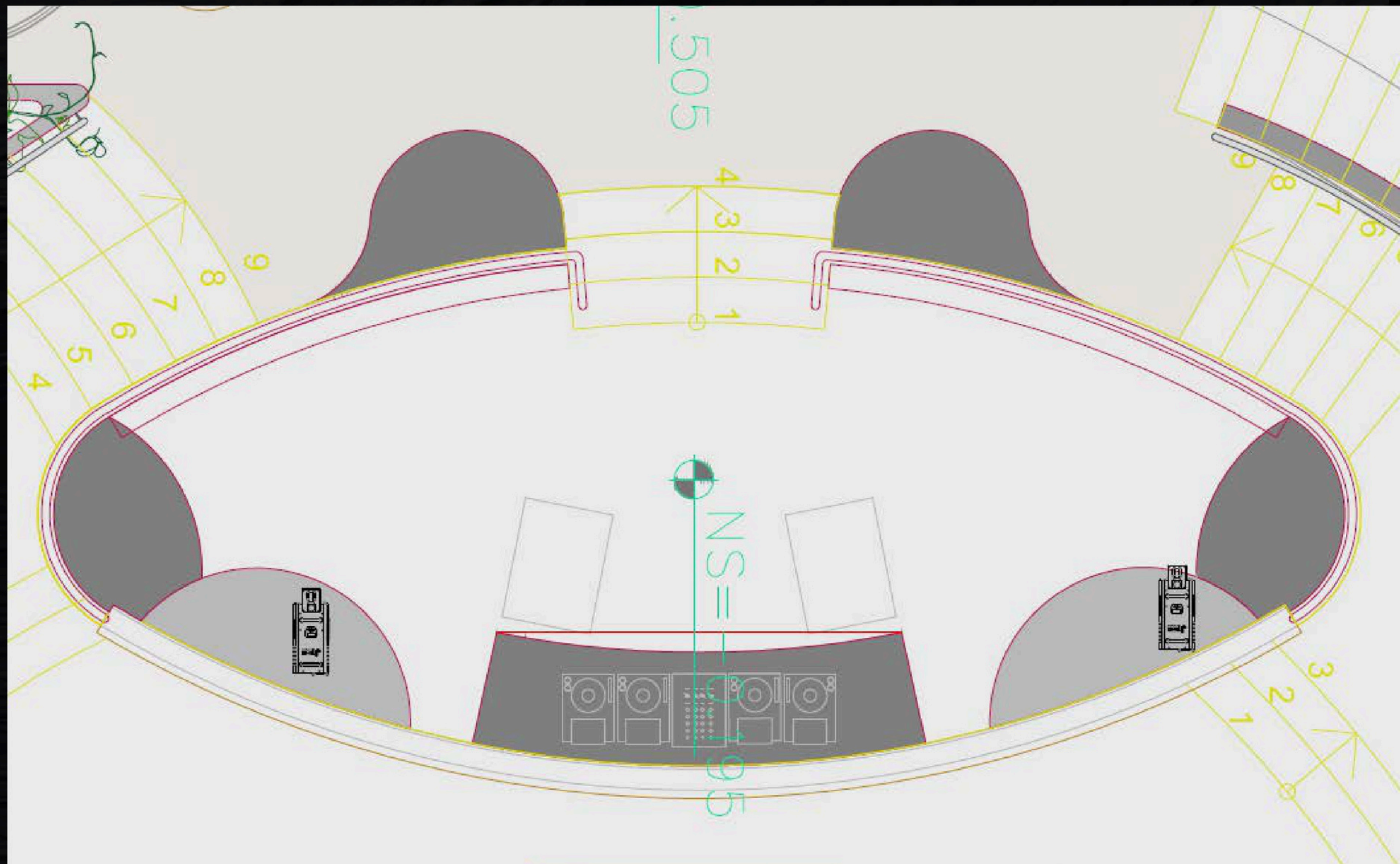
2 VACOUSTIC 108 Caja acústica

2 LACOUSTIC 112 Caja acústica

2 LACOUSTIC 112-P Caja acústica

04.STAGE

.PB/Cabina





FITZ
MADRID



05.PANTALLAS

.Dome Screens

FULL LAYOUT RESOLUTION

3.720px X 7.220px

ADMITTED VIDEO CODEC

DXV3

FOR CONTENT IN FULL LAYOUT RESOLUTION

In order to achieve correct and smooth performance:

>20 seconds - 30FPS

<20 seconds - 30 OR 60FPS

IMAGE FORMAT

Admitted either in video format with codec DXV3 or .png. Single logos may be admitted in smaller resolution

CONTENT SHOULD BE DELIVERED UNMATTED

With the template hidden



1. CEILING SCREEN

2,3,4,5,6. SLICES

There are small gaps between them.
Due to perspective and varying screen lengths,
distortion between them increases toward the
horizontal ends of each slice.

7. BACKSTAGE SLICE


Located just behind the stage.

8. SIDE SCREEN

Three joined slices. There is a small gap with slice
6. Slice 5 is adjacent.


9. FRONT SCREEN

Located in the opposite wall of the dome, facing
the rest of the screens. The distance from this
screen to the floor is similar as slice 6's.



.Dome Screens





Facade Screens

Located in the facade, right over the main entrance

FULL RESOLUTION

1.920px X 1.080px

IMAGE FORMAT

.png

ADMITTED VIDEO CODEC

H.264



FITZ
MADRID



JC REYES
THURSDAY 17 OCT



KM33
RELEASE PARTY OFICIAL

FITZ
MADRID





.Hall Screens

Located in the main entrance hall

FULL RESOLUTION

1.920px X 1.080px

ADMITTED VIDEO CODEC

H.264

IMAGE FORMAT

.png

Main information should be placed in the grid area
Content should fully cover green area.



.Bath / VIP Room

Located in the 1st floor VIP walls and bathroom ceiling

FULL RESOLUTION

5.280px X 1.200px

ADMITTED VIDEO CODEC

DXV3

IMAGE FORMAT

.png

Placed logos are recommended locations for distributing information



1 LEFT- SIDED

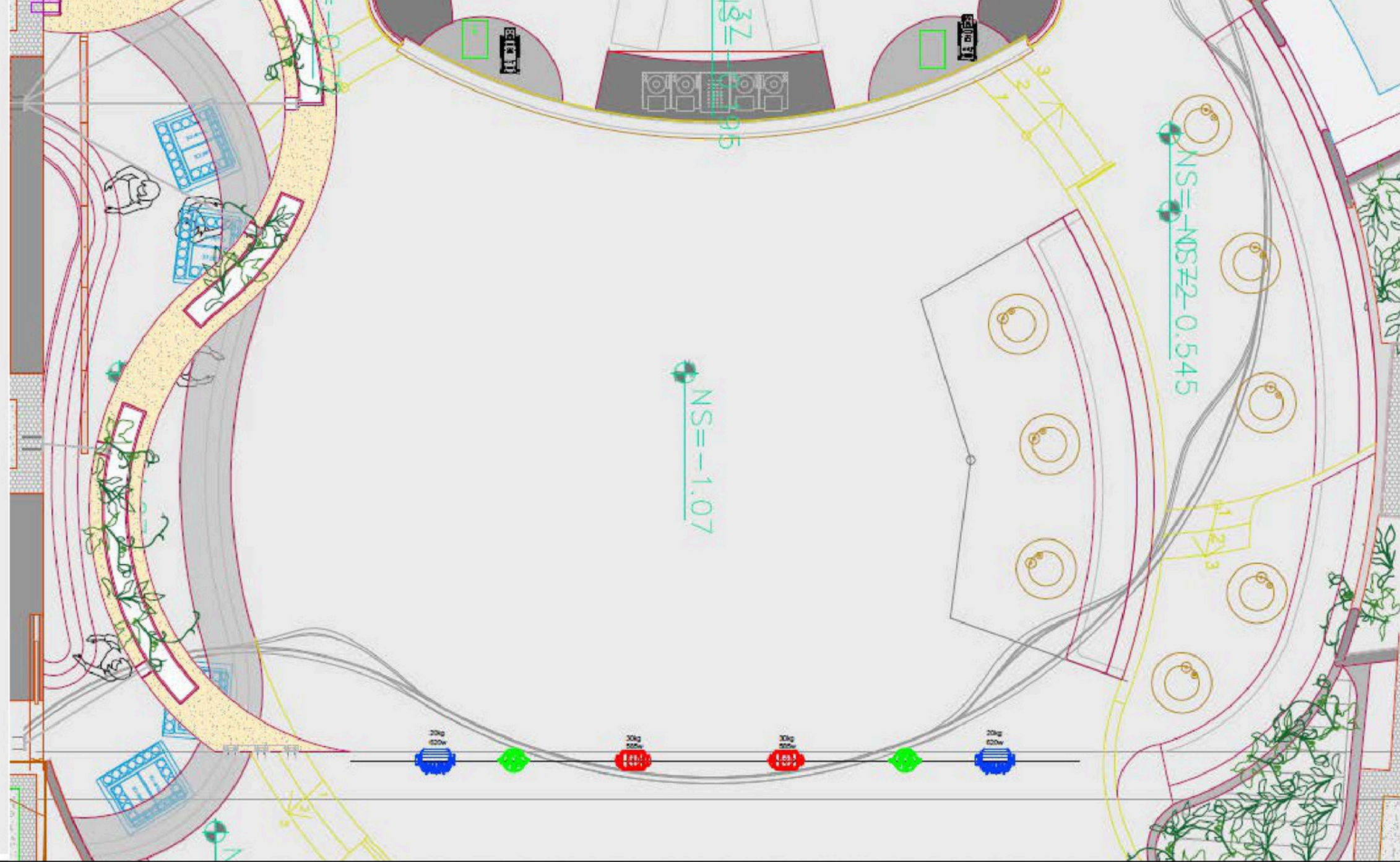
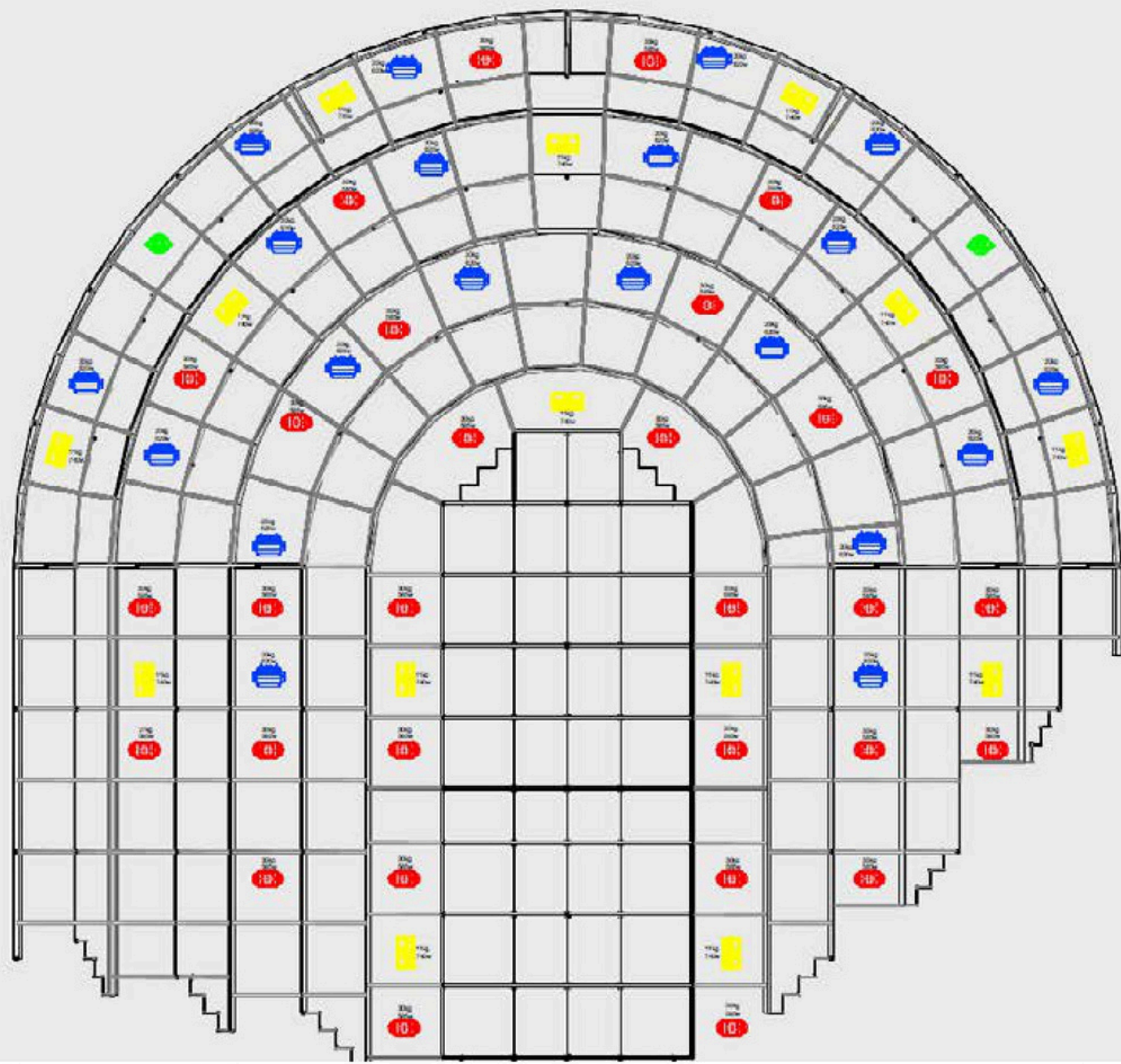
Bathroom



2 RIGH- SIDED

VIP wall





06_ILUMINACIÓN

- PL RAZOR 440 - 585W
- PL ASTRAWASH 19PIX - 620W
- MARTIN ATOMIC 3000 LED - 740W
- LASER Clubmax 10 FB4

FITZ
C L U B

JESÚS PULIDO DURÁN
640351626 - TECNICA@GRUPOSOUNDS.COM